


HYDRAULIC CONCRETE MIXER

mod. HOPPERS
 S 360 - S 500 - S 750
 S 1000 - S 1200 - S 1500



MAIN CHARACTERISTICS:

- Hydraulic mechanisms for easy operating of the drum and of the loading skip;
- Scraper connected by low tension plant (optional);
- 4 pneumatic tires (optional).



Charge ramp



Flow meter



Digital hydraulic weighing system (S 360 - S 520 - S 750)
 Hydraulic weighing system (S 1000 - S 1200 - S 1500)

	HOPPER TIPO S 360	HOPPER TIPO S 520	HOPPER TIPO S 750	HOPPER TIPO S 1000	HOPPER TIPO S 1200	HOPPER TIPO S 1500
Drum capacity	Lt. 360	Lt. 500	Lt. 650	Lt. 1.000	Lt. 1.200	Lt. 1.500
Hopper capacity	Lt. 340	Lt. 510	Lt. 750	Lt. 1.000	Lt. 1.200	Lt. 1.500
Work capacity	Lt. 280	Lt. 360	Lt. 450	Lt. 730	Lt. 980	Lt. 1.000
Water tank capacity	Lt. 52	Lt. 82	Lt. 82	Lt. 100	Lt. 100	Lt. 120
Mixing per hours	N. 36	N. 31	N. 31	N. 30	N. 30	N. 30
Power of electric motor	HP 4	HP 5.5	HP 7.5	HP 10	HP 10	HP 15
Power of diesel engine	-	HP 19	HP 21	HP 23	HP 28	HP 30
Weight with electric motor	Kg. 840	Kg. 1.280	Kg. 1.380	-	-	-
Weight with diesel engine	-	Kg. 1.150	Kg. 1.250	-	-	-
Weight without motor (approx.)	-	-	-	Kg. 1.450	Kg. 1.590	Kg. 1.690
Length	cm 260	cm 300	cm 345	cm 350	cm 350	cm 360
Width	cm 180	cm 200	cm 200	cm 200	cm 210	cm 220
Height	cm 280	cm 330	cm 370	cm 340	cm 340	cm 340

HYDRAULIC CONCRETE MIXER

mod. SKIPPER
S 360 - S 520
S 520 4PT

MAIN CHARACTERISTICS:




- Electro-hydraulic mechanisms that simplify at the most the user's work
- Skip piston with oil anti-reflex valves that stop the oil falling even in case of damage of the hydraulic plant



Charging ramp and scarper



4 pneumatic tires (optional)

	 SKYPPER S 360	 SKYPPER S 520	 SKYPPER S 520 PT
Drum capacity	Lt. 360	Lt. 520	Lt. 520
Hopper capacity	Lt. 340	Lt. 470	Lt. 470
Work capacity	Lt. 310	Lt. 420	Lt. 420
Water tank capacity	Lt. 52	Lt. 62	Lt. 62
Mixing per hours	N. 33	N. 33	N. 33
Power of electric motor	HP 2	HP 3	HP 3
Power of diesel engine	HP 7	HP 8	HP 8
Weight with electric motor	Kg. 730	Kg. 800	Kg. 800
Weight with diesel engine	Kg. 600	Kg. 670	Kg. 770
Length	cm 190 - 210 (diesel)	cm 210	cm 220
Width	cm 190 - 210 (diesel)	cm 210	cm 210
Height	cm 260	cm 260 - 280 (elettrico)	cm 290
Pneumatic tires size 145 R 15	2	2	4