




POLISHING MACHINES

BUCKET MIXER








Mod.		Power Input	Power Output		Motor	Maxi Capacity	Protection	
	kW - Volt	W	Hp	RPM		L	IP	Kg
MIXER 500	23V - 50Hz	1000	3/4	60	AC Induction Motor, Class F	50	55	32

CICALA

PANDA - LUPESSA - TIGRE














Mod.					
	mm	kW - Volt	Lt	cm	Kg
CICALA	190	1,5	5,9	56 x 32 x 77	40
PANDA	260	2,2	16	88 x 45 x 73	90
LUPESSA monophase	280	2,2	25	95 x 51 x 76	105
LUPESSA 300 monophase	300	2,5	25	95 x 51 x 76	110
TIGRE triphase	300	3	25	95 x 51 x 76	105

POLISHING MACHINES

GAZZELLA




Mod.					
	mm	kW - Volt	Lt	cm	Kg
GAZZELLA	330	4	35	121 x 60 x 83	140
GAZZELLA monophase	300	2,2	35	121 x 60 x 83	140
GAZZELLA 500	500	5,5	35	121 x 60 x 83	140

Mod.						
	RPM	mm	kW - Volt	Lt	cm	Kg
GAZZELLA multi speed	90-750	500	5,5*	35	125x60x92	170

* Voltage and power upon request

KOALA



Mod.	Clean surface	Brush diam.	Brush speed	Voltage	Electric cable	Tank		
	m ² / H							kW - Volt
KOALA BIG S-430	250 / 375	1,1 - 230	430	175	50	15	18	43
KOALA BIG 430	250 / 375	1,1 - 230	430	175	50	15	18	43
KOALA BIG 500	350 / 525	1,1 - 230	500	175	50	15	18	55